



## Spear Mews, SW5

**£1,500 pw**

A stunning, spacious five double bedroom family home ideally located in a quiet, cobbled mews in the heart of Earl's Court.

Five Double Bedrooms | Three Bathrooms | Bright Reception Room | Private Balconies |

**020 7096 9476**

[contact@landstones.co.uk](mailto:contact@landstones.co.uk)

A stunning, spacious five double bedroom family home ideally located in a quiet, cobbled mews in the heart of Earl's Court.

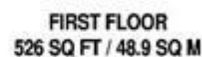
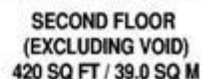
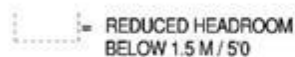
Perfectly positioned close to the many high-street shops, restaurants, cafes, and lively bars of Gloucester Road, Earl's Court and South Kensington.

Deposit: £7,500









**APPROXIMATE GROSS INTERNAL AREA**  
1475 SQ FT / 137.0 SQ M



Energy Efficiency Rating		Environmental Impact (CO <sub>2</sub> ) Rating			
	Current	Potential		Current	Potential
<i>Very energy efficient - lower running costs</i>			<i>Very environmentally friendly - lower CO<sub>2</sub> emissions</i>		
(92-100) <b>A</b>			(92-100) <b>A</b>		
(81-91) <b>B</b>			(81-91) <b>B</b>		
(69-80) <b>C</b>			(69-80) <b>C</b>		
(55-68) <b>D</b>			(55-68) <b>D</b>		
(39-54) <b>E</b>			(39-54) <b>E</b>		
(21-38) <b>F</b>			(21-38) <b>F</b>		
(1-20) <b>G</b>			(1-20) <b>G</b>		
<i>Not energy efficient - higher running costs</i>			<i>Not environmentally friendly - higher CO<sub>2</sub> emissions</i>		
	62	77		57	73
England & Wales		EU Directive 2002/91/EC	England & Wales		EU Directive 2002/91/EC

The energy efficiency rating is a measure of the overall efficiency of a home. The higher the rating the more energy efficient the home is and the lower the fuel bills will be.

The environmental impact rating is a measure of a home's impact on the environment in terms of carbon dioxide (CO<sub>2</sub>)

Whilst every effort is made to ensure the accuracy of these details, it should be noted that the measurements are approximate only. Floorplans are for representation purposes only and prepared according to the RICS Code of Measuring Practice by our floorplan provider. Therefore, the layout of doors, windows and rooms are approximate and should be regarded as such by any prospective tenant.